



A Publication of the Professional Photographers of Greater New York
To create, foster, promote and maintain cordial relations and encourage the exchange of knowledge among its members.

UPCOMING EVENTS

Tuesday, July 7, 2009

Aaron Pepis

Commercial Photography for the
Wedding and Portrait Shooter

August 3-6, 2009

Long Island Photo Workshop
Information and Application
form inside

Monday, August 17, 2009

'A Taste of Fire Island'

Ferry to Fire Island
with Dinner at

Maguire's on Fire Island

Tuesday, September 1, 2009

Emily Schlipf

Managing the Modern Photo Studio:
10 Simple Time Saving Tips

President's Message - July 2009

Maryola Dannebaum - President PPGNY

maryolad@optonline.net - (516) 732-1006

Question for the Month

**What can you do with all this rain and
its your wedding day?**

Well your board is busy getting speakers and play dates. Our annual Portraits in the Park was a huge success. We had close to 70 people, and everyone was very happy with the new venue. My sincere thanks to our great speakers, Rocco Chillelli (Looking for the Edge), Susan Cameron (handling children), and Dennis Gardner (Our Ninja Photographer). We got such great feedback from all who attended. We hope to continue this for years to come.



Our Image Competition is going to be July 7, 2009; it will start at 3pm for all who wish to attend. It will be at the Douglaston Manor. This will be our first competition using our new program. Please be patient with us until all the bugs are out of it. Some people have expressed a concern about just doing digital image competitions. The months that we have no image competition, you can bring prints in. Unfortunately, if we don't have enough prints in each category the print comp cannot be held. However, you can have your prints looked at by our Masters and they can judge them personally. It has been suggested that not only local chapters, but state and our national organization, will be starting to use these digital competitions. If this is so, we will do digital image competitions all the time.

Our fishing trip was a huge success. Thanks go out to Owen for putting it together. I think we had around 35 – 40 people who attended. We all had a great time. Steve Bergano and Alexandra Kassimir won the pot, and they tied for largest catch.

PPGNY is planning a boat trip to Fire Island August 17th. Additional information is in this newsletter. We are also planning our Long Island Conference on October 26 & 27th. Please mark your calendar and hold those dates.

Your board has decided to hold off on the Constitutional change for now. We would like all of you to look over the change, once it's presented to everyone. We will then have an open discussion about it. PPGNY is a democracy, and in that we want all to be represented.

I hope you will continue to have a great summer with much success.

Maryola Dannebaum
President - PPGNY

The New York Photographer

A Publication of the Professional Photographers of
Greater New York

*"To create, foster, promote and maintain cordial
relations and encourage the exchange of
knowledge among its members"*

Editor - Marvin N. Horlick

For submissions, questions or comments:

Contact - photobymarvin@aol.com
516 682 5449

All articles appearing in the newsletter are not
necessarily the opinions of the editor, the Board of
Directors, or the membership of the Professional
Photographers of Greater New York.

Officer's and Board Members Listing - Click
www.ppgny.org/officers-and-board-members/

July 2009 - Volume 61- Number 1



affiliate



affiliate



Come Join us for our Digital Print Competition and Dinner Meeting Tuesday - July 7, 2009

Digital Print Competition

See the print competition guidelines at www.ppgny.org/print-competition

and

Dinner Meeting

6:00-9:30pm

Cost: \$30 - Includes Dinner

at

The Douglaston Manor, 63-20 Commonwealth Blvd

Douglaston, NY - 718-224-8787

www.thedouglastonmanor.com

Speaker: Aaron Pepis

Topic: Commercial Photography for the Wedding and Portrait Shooter

Aaron Pepis began his career in photography in the Navy. After he was discharged, Aaron worked for several senior portrait and wedding studios before becoming a technical representative for a photographic marketing company. Aaron began to amass his technical skills both in the darkroom and behind the camera from these experiences. He continued to expand his knowledge by becoming an assistant in a large New York City commercial studio

In 1980 Aaron opened his own studio in Rockland County, New York, which is one hour north of New York City. He was able to utilize all of his talents in this venture. In

addition to having the distinction of being an internationally recognized portrait, wedding and commercial photographer, Aaron is also known to be a caring and gifted teacher. He has lectured all over the country on many aspects of photography and has been asked to lecture for seven times at Imaging USA, the International Professional Photographers Convention. He has also been an instructor for the Mid Atlantic Regional School of Professional Photography (MARS) in Cape May, New Jersey. Aaron was a PPA judge for over 20 years and has judged on a National level as well at many regional and state conventions. He is an approved API and has earned the Photographic Craftsman and Master of Photography Degree, and is PPA Certified. Aaron has hung prints in the traveling loan collection and has won the coveted Kodak Gallery Award. He is an active member of the Professional Photographers of America, the Professional Photographers Society of New York State and has served on the Board of Governors of the American Society of Photographers. He has also served on several PPA committees.



COMMERCIAL/ADVERTISING PHOTOGRAPHY FOR THE WEDDING/PORTRAIT PHOTOGRAPHER

Aaron Pepis, PPA Certified, M. Photog., Cr. API

This is a hands on course that is designed to teach photographers how to do simple commercial/advertising photography. We will discuss the theory of light and actually photograph products using different lighting techniques and light sources. Attendees will learn how to devise alternative light modification devices that can be made by using items you probably have in your home or studio, or can be purchased at your local hardware store. Items that you never thought about as light modification devices, such as shower curtains and lamp shades will be used to open your eyes to a new way of thinking. You will see all of the results of this digital session. Attendees will leave the program confident in their ability to accept small commercial assignments.

Aaron Pepis Samples



Sell Your Used Equipment!



At the July 7th dinner meeting B & H Photo will have a table set up to **BUY** your used equipment!

Digital cameras are OK and any equipment you want to sell! Immediate price quotes will be offered!

Preview

Tuesday - September 1, 2009 Dinner Meeting

At

Douglaston Manor

Managing the Modern Photo Studio: 10 Time-Saving Technology Tips

Do you spend most of your day managing your studio? Wish you could spend more time with your family or on the golf course? Emily will introduce you to 10 surprisingly simple technologies that will save you time in the studio. Learn how to work more efficiently using studio management software, online sales, and digital presentations.

Speaker:

Emily Schlipf is a successful photographer in Hoboken, New Jersey, who began her photography career in 2003 when a local studio, Black Dog Photography, hired her to automate and organize its workflow. Today, Black Dog Photography is a thriving studio with 2 locations and 4 photographers. Emily continues to find new and innovative ways to manage the business' workflow and has become widely known for her work in weddings and boudoir. Her images have been published in the *New York Times*, *Manhattan Bride* and *(201) Bride*. Her images are also currently featured in Fujifilm marketing materials. Emily is an active member of the Professional Photographers of America and recently became a Certified Professional Photographer.



A Taste of Fire Island
Monday, August 17, 2009

Ferry to Fire Island and Dinner at
Maguires Bayfront Restaurant



A Taste Of Fire Island

Enjoy a night in Ocean Beach on Fire Island. For \$42 per person you'll get parking, round-trip ferry fare and a 3 course dinner at Maguires. Parking at the ferry terminal in Bay Shore. Ferry departs Bay Shore at 5:30, 6:45 and 8:00pm
(PPGNY departure time To be announced)

See Maguires web site for more details and menu selections:
www.maguiresbayfrontrestaurant.com

More details to follow

Call Anthony Guerriero to reserve your spot: 631-467-0902

PPGNY Fishing Trip - Monday, June 29th



The PPGNY fishing trip was a huge success. We had a beautiful day on the water and plenty of fish to catch. The only problem was that the minimum size for Fluke is 20in. We had 2 keepers on the boat. One for Steve Bergano and the other for Alexandra Kassimir.

Both weighing in at a little over 3 pounds.

Congratulations to you both.

PPGNY Portraits in the Park By Paul Bernstein

There is a saying that “imitation is the sincerest form of flattery.” Several years ago, our fellow professionals at the Suffolk Photographers’ Guild initiated the marvelous ritual of Portraits in the Park. This entailed organizing an annual outdoor photo seminar involving 3 instructors teaching a round robin of students. The initial sessions were held at the open air studio owned by the late Bart Stevens. Anyone who experienced a day at “Bartland” can remember the fun, friendliness and camaraderie that accompanied those wonderful learning experiences orchestrated by our fellow professionals. Subsequent seminars were held at the Bayard Cutting Arboretum in Oakdale, on the south shore of Suffolk County.

This year on June 1, PPGNY continued the wonderful tradition begun by the recently disbanded SPG. The location of our seminar was the Planting Fields Arboretum in Oyster Bay. This amazingly beautiful park served as our venue for the day, and you cannot find a more scenic locale for outdoor portraiture. Our colleagues Susan Cameron, Rocco Chilelli and Dennis Gartner served as instructors, and 70 students signed up to learn from some of GNY’s best. Considering that most of June this year has been so wet that animals have been spotted going two by two, we lucked out with a gloriously sunny and calm day.


Susan, Rocco and Dennis provided us with an awesome display of their individual styles, technique and artistry. Watching true pros at work is inspirational and we were all treated to quite a display of photographic talent. Rocco works in a loose and easy manner that allows his subjects to appear totally natural. He demonstrated working at the “edge of the light”, to take full advantage of any light source. Dennis is a master of portraiture. At the end of the afternoon, he treated us to an animated and frivolous example of a romantic engagement session, with our own Tracey Welsh and Joe McGahan as the happy couple. Susan is just magic with children. She has a knack of putting her young subjects at ease and creates an atmosphere of fantasy and fun. This allows her capture the real spirit of childhood in her images.

Besides the instructors, our thanks go to the models who put in a long day in front of 3 sets of cameras. We greatly appreciate those who agreed to pose: Benny Migliorino, Desiree Funaro, Maryola’s granddaughter Hannah, Dusti Napolitano with Jordan and Khloe, Mary Louise Delano with Aiden, along with Joe and Tracey who graciously filled in at the last moment. Hopefully, Portraits in the Park will become a tradition. See you next year.



Portraits in the Park Images











Human Statue of Liberty

By Paul Bernstein, Master Photog., Cr., CPP

The following image (shown on the next page) is especially for those photographers who complain about the challenge of taking large family groups at weddings, or the difficulty of photographing a gaggle of unruly kids at a Bar Mitzvah candle lighting ceremony. This incredible picture was taken circa 1917 at a US Army facility in Camp Dodge, located near Des Moines, Iowa. It involved organizing 18,000 soldiers who were there training for the First World War and posing them as a giant human Statue of Liberty. (I just wonder how they were able to print up 18,000 model releases without the help of a digital laser printer.)

The photographers were Arthur S. Mole and John D. Thomas, who operated a studio near Chicago, Illinois. Mr. Mole climbed a 75 foot tall radio tower and added a wooden platform to get the proper perspective. Mole and Thomas traveled around the country creating a series of "living photographs" to boost the war effort, enhance morale and heighten public awareness about those serving in our armed forces.

Arthur Mole (1889-1983) was a British-born commercial photographer based in Zion, Illinois. During and shortly after World War I, he traveled with his partner John Thomas from one military camp to another, posing thousands of soldiers into gigantic patriotic symbols that they photographed from above. Their bird's eye views captured formations depicting familiar icons such as the Statue of Liberty, the Marine Corps emblem, and the Liberty Bell, with its crack prominently displayed. This demonstrated Mole's concern for detail and his artistic dedication. Mole and Thomas typically spent a week or more preparing for the portraits, which were taken with an 11-by-14-inch view camera. Their work soon served as a rallying point to support American involvement in the war. Mole met Thomas at the Zion Tabernacle, a structure that could seat up to 10,000 people. John Thomas was the church choir director and later the church's choreographic director. He created patriotic poses that were incorporated into elaborate choral concerts. He was, therefore, a natural partner for their living photo project.

When making the group images, they first traced the symbolic shape on a ground-glass plate mounted on Mole's camera. Then it was outlined

on the field with fabric staked to the ground where the group would assemble. A sample section within the outline was used to calculate the total number of men needed to fill in the whole space. Next, it was determined who would wear dark uniforms and who would wear light colored ones to mimic the black and white photographic tones.

Mole directed the crowd by megaphone from existing towers or ones built just for this purpose, some as high as 80 feet tall. He then moved the "human pixels" into position by means of voice commands, grossly animated gestures, and a flag for pointing directions. Close ups of photo sections are especially revealing, since it is possible to pick out a few individual expressions, a casual nod, or apparent conversations between soldiers. Descendants of some subjects have been able to spot loved ones standing in the front few rows.

Needless to say, it took many hours to position the troops, who often endured sweltering heat in standard issue wool uniforms. The Lady Liberty photo involved some 2000 men for the body (seen in the foreground) and nearly eight times as many for the torch (barely visible in the far upper reaches of the photo) to convey believable perspective. This photo was taken before the soldiers were shipped out to France for World War I. The Gold Star Military Museum at Camp Dodge, Iowa, has an original print.

FACTS:

Base to Shoulder: 150 feet

Right Arm: 340 feet

Widest part of arm holding torch: 12 1/2 feet

Right thumb: 35 feet

Thickest part of body: 29 feet

Left hand length: 30 feet

Face: 60 feet

Nose: 21 feet

Longest spike of head piece: 70 feet

Torch and flame combined: 980 feet

Number of men in flame of torch: 12,000

Number of men in torch: 2,800

Number of men in right arm: 1,200

Number of men in body, head and balance of figure only: 2,000

Total men: 18,000



©
MOLB & THOMAS
915 MEDINAH BLDG.
CHICAGO, ILL.

HUMAN STATUE OF LIBERTY
18,000 OFFICERS AND MEN
AT
CAMP DODGE, DES MOINES IA.
COL. Wm. NEWMAN, COMMANDING
COL. RUSH S. WELLS, DIRECTING.

STANDING TALL Titled "Human Statue of Liberty," this image was taken at Camp Dodge in Iowa and used eighteen thousand men.

An Amazing Wedding Gown

Submitted by Paul Bernstein



Lilly Friedman doesn't remember the last name of the woman who designed and sewed the wedding gown she wore when she walked down the aisle over 60 years ago. But the grandmother of seven does recall that when she first told her fiancé Ludwig that she had always dreamed of being married in a white gown he realized he had his work cut out for him.

For the tall, lanky 21-year-old who had survived hunger, disease and torture this was a different kind of challenge. How was he ever going to find such a dress in the Bergen Belsen Displaced Person's camp where they felt grateful for the clothes on their backs?

Fate would intervene in the guise of a former German pilot who walked into the food distribution center where Ludwig worked, eager to make a trade for his worthless parachute. In exchange for two pounds of coffee beans and a couple of packs of cigarettes Lilly would have her wedding gown.

For two weeks Miriam the seamstress worked under the curious eyes of her fellow DPs, carefully fashioning the six parachute panels into a simple, long sleeved gown with a rolled collar and a fitted waist that tied in the back with a bow. When the dress was completed she sewed the leftover material into a matching shirt for the groom.

A white wedding gown may have seemed like a frivolous request in the surreal environment of the camps, but for Lilly the dress symbolized the innocent, normal life she and her family had once led before the world descended into madness. Lilly and her siblings were raised in a Torah observant home in the small

town of Zarica, Czechoslovakia where her father was a teacher, respected and well liked by the young yeshiva students he taught in nearby Irseva.

He and his two sons were marked for extermination immediately upon arriving at Auschwitz. For Lilly and her sisters it was only their first stop on their long journey of persecution, which included Plashof, Neustadt, Gross Rosen and finally Bergen Belsen.

Four hundred people marched 15 miles in the snow to the town of Celle on January 27, 1946 to attend Lilly and Ludwig's wedding. The town synagogue, damaged and desecrated, had been lovingly renovated by the DPs with the meager materials available to them. When a Sefer Torah arrived from England they converted an old kitchen cabinet into a makeshift Aron Kodesh.

"My sisters and I lost everything - our parents, our two brothers, our homes. The most important thing was to build a new home." Six months later, Lilly's sister Ilona wore the dress when she married Max Traeger. After that came Cousin Rosie. How many brides wore Lilly's dress? "I stopped counting after 17." With the camps experiencing the highest marriage rate in the world, Lilly's gown was in great demand.

In 1948 when President Harry Truman finally permitted the 100,000 Jews who had been languishing in DP camps since the end of the war to emigrate, the gown accompanied Lilly across the ocean to America. Unable to part with her dress, it lay at the bottom of her bedroom closet for the next 50 years, "not even good enough for a garage sale. I was happy when it found such a good home."

Home was the U.S. Holocaust Memorial Museum in Washington, D.C. When Lilly's niece, a volunteer, told museum officials about her aunt's dress, they immediately recognized its historical significance and displayed the gown in a specially designed showcase, guaranteed to preserve it for 500 years.

But Lilly Friedman's dress had one more journey to make. Bergen Belsen, the museum, opened its doors on October 28, 2007. The German government invited Lilly and her sisters to be their guests for the grand opening. They initially declined, but finally traveled to Hanover the following year with their children, their grandchildren and extended families to view the extraordinary exhibit created for the wedding dress made from a parachute.



Lilly Friedman and her parachute dress on display in the Bergen Belsen Museum

New Member

Posted for one month

Howard Fritz
459 Pacific St.
Massapequa Park, NY 11762
516-426-1572
Howard@onefinedayphotographers.com
howard.fritz@gmail.com

Condolences

On behalf of the PPGNY family, our prayers and condolences go out to family members who have lost loved ones.

We are very sorry to hear that past board member Jonathan Wilder's mother passed away on May 31, 2009.

There was a graveside burial at Breslau Cemetery in North Lindenhurst at 11:00am on Wednesday, June 3, 2009

As you know, our organization is run by volunteers. If you are interested in serving on a committee, please contact Owen Kassimir, and he will put you in touch with the correct chairperson for the committee you are interested in joining. Our board is always eager for assistance.

If you are NOT receiving our email updates and notifications, please email Owen Kassimir at ppgnyinfo@aol.com

New Membership Benefit

The board voted unanimously to do the following: PPGNY is taking a full membership placement on a new wedding portal called www.TheNewYorkBride.com. The people who run TNYB have successfully run various sites upstate for about 6 years. For the first 12 months, we have been offered a \$299 annual rate that will be paid out of treasury funds. Our placement will have the PPGNY logo as well as supporting text, including reasons why PPGNY members should be the photographers chosen for every event. The placement will include a membership listing (members in good standing) with Business/Photographer Name, town/city, phone number, website and email as links. PPGNY is the 4th advertiser in the photography category. We should have great visibility as the site grows and becomes more popular. You can have your own listing for \$299 as well provided you sign up by August 31.

This is one of many initiatives to increase the branding power of PPGNY and business generation for PPGNY members. Contact board member Alex Wolff with any questions.

The Photo Workshop for 2009 will be July 19 to 24 at Hobart/William Smith Colleges in Geneva, New York.

The instructors will be:

1. Fay Sirkis: "IMPRESSIONS OF ART" A Photo Painting Workshop
2. Suzette Allen: PHOTOSHOP; FOCUS ON FUN & EFFICIENCY
3. John Woodward: ALL I KNOW MASTERING THE LIGHT
4. Ken Sklute: WIDE ANGLE VISION-A Wedding Program
5. Craig Hutchings: PHOTOGRAPHY 101
6. Gary and Kathy Meek: PHOTOGRAPHY A COMPREHENSIVE STUDY

PPSNYS has a Scholarship Program that gives each section that buys one \$100 scholarship a free \$100 Scholarship. Each section is free to buy as many more \$100 scholarships as they desire. This is an incentive to help with the cost of the school for members of PPSNYS.

Mastering the Light – As we enter a new age in photography, we are being confronted with new ideas, new business plans and massive amounts of new technology. We sometimes forget that no matter what the media, understanding light and exposure will always be the one essential component to success in photography. In *Mastering the Light*, we'll explore lighting in the studio and in the field.

We will build a working studio and through live demonstration illustrate the strengths of portrait, glamour and modified glamour lighting forms. We will discuss facial analysis and how each lighting form affects your subject. One of the class assignments is to photograph a head shot of each of the students. This exercise helps in determining which lighting would be best for many subjects.

The program will then discuss environmental lighting. Subjects such as the characteristic curve, histograms, achieving proper exposure and location mapping will be illustrated and explained. Time permitting; we will do some food or product photography. As we turn our attention to digital imaging, we will discuss the "great myths," of exposure and digital technology.

In all cases, these programs are hands-on. The attendee will be expected to bring a camera, meter and if possible a portable flash.

All I know – Time permitting, we will add other components to the course and the course becomes, "All I Know." Compositional Study Guide demonstrates and discusses the frame and form of composition. This portion of the course will explain to you why a photograph works.

Digital and the Power of Raw is the discussion of what is real and what is nonsense, in digital imaging. It explains concepts such as bit depth, demonstrates various benefits of Photoshop including the technique "Three Bears."

In most cases, we will ask students to bring four of their images. John will sit down and explain why a photograph does or does not work. He will then make suggestions for improving the photograph in an attempt to help the students better understand and prepare for competition.

WORKSHOP TESTIMONIALS: 2008 (will send you another sheet with them)

1. **Very pleased. Beautiful Facility, no politics, super educational opportunity.**
2. **This is the best year of six. Value far exceeds minimal cost.**
3. **Wonderful experience.**
4. **Wonderful!! Relations formed are life long. Cannot thank you enough**

Price for courses will be \$750 with the Fay Sirkis and Suzette Allen classes being \$850. \$100 retainer(\$200 for the Fay Sirkis and Suzette Allen) will hold your spot in the course of your choice. Retainers are nonrefundable. Your dorm room (single), breakfast, lunch and dinner, the instructor of your choice, the Wine and Cheese Party, the Banquet and a CD of images taken during your class (except the Computer Courses) the workshop shirt, the class photograph, the group photograph, PPA merits (if a member) are all included. No extra charges.

You can more than make up the price of the week in skills and techniques learned for your business. In addition to all the information you will be receiving in your class, your one on one time with other photographers is invaluable.

Your trustees have worked very hard to bringing you the best education possible for a reasonable cost.

Brochures and additional Information will be out soon or you can go to the website at www.ppsnysworkshop.com.

Mark Your Calendars!

Monday Thru Thursday

August 3-6, 2009



Be sure to check our website for more information, updates and online registration.

Visit <http://www.liphotoworkshop.com>

For more information, Please contact the Director,
Jerry Small at (516)221-4058 or email us at:
info@liphotoworkshop.com

**This year's workshop will be held at the beautiful Sheraton Hotel in Smithtown, Long Island, New York
"Everything under one roof" "Lunch is included every day!"**

We are very proud and excited to announce our lineup of 5 highly talented instructors for this year:

Fay Sirkis - Paint Like A Master! - Using Photoshop and the latest version of Corel Painter, learn to transform your images into paintings that replicate the former Masters of our time. Oils like Rembrandt, Impressionism like Monet, Photo realism like Norman Rockwell and even Cubism like Cezanne and Picasso! **Computer Required for this class.**

Hanson Fong - Mastering The Techniques-How To Be a Complete Photographer - Hanson will share his techniques that apply to both portrait and wedding photography. He will demonstrate the 10 classic pose techniques that he pioneered, which will allow you to handle any body types. Hanson will help you analyze different body sizes resulting in a proportional balance to each other. Lighting and metering techniques will also be covered. Photograph under any lighting conditions, indoors and outdoors -any place, anytime.

Gary Small - Professional Photoshop CS4 - From the Beginning -Using the latest version of Photoshop, Gary will teach you all the pro techniques to get you working on a production level with ease. Because Photoshop CS4 was recently released, and is a radically different interface, Gary decided it's time to start from the ground up. This is a Perfect opportunity for anybody who has not yet taken the plunge, or for those who have played around with Photoshop and want to learn the most efficient, professional way to use it. **Computer Required for this class.**

Dave Black - Light Is The Greatest Influence - This four day course will center around light and how the photographer can best use it to define a subject and capture the viewers attention. We will be making use of several avenues of lighting including off camera flash, sport strobes and lightpainting in an effort to communicate to the photographer that Light is the Greatest Influence. To learn more about this world-recognized photographer with over a quarter century of experience, please visit his website at www.daveblackphotography.com

Janice Wendt - Professional Polish - Ever wonder how these top, edgy photographers are getting these awesome looking digital images? Don't you want your images to look that good? Janice Wendt, Nik Software's leading authority and ambassador, reveals the secrets and how easily creativity through subtle image enhancements can be made, while saving the most valuable commodity we all share, "TIME"! Janice has fine-tuned her craft over the years and has a fool-proof way of getting the most out of every image. **Computer Required for this class.**

Vincent Versace II - Return to Oz - A Cinematic Approach to Digital Still Photography - Join Vincent for a week of eye opening enlightenment as he broadens your horizons in digital photography. Anybody who knows Vincent knows this is a class not to be missed. For more information on Vincent, please visit his website: www.versacephotography.com

WAIVER OF LIABILITY: *The Long Island Photo Workshop, Inc. shall have no responsibility or liability for personal injury to any participant or loss or damage to any participant's property, or for personal injury or damage to the property of any other person resulting from the participant's involvement in the Workshop. The Long Island Photo Workshop, Inc. shall have no responsibility for the acts, errors or omissions of instructors, staff, or other providers of services to participants in the course of the Workshops.*

The Long Island Photo Workshop, Inc. reserves the right to cancel courses or to make faculty changes. In the event of a course cancellation or faculty change, students have the option to register for another course (subject to availability) or to receive a full refund for course fees. The Long Island Photo Workshop, Inc. will not reimburse students for airfare due to course cancellations or faculty replacements. Applicants who decide to cancel their course registration MUST do so IN WRITING at least 60 days prior to the course session to receive a refund (minus a \$50 processing fee). Cancellations received 30-60 days prior to the 2009 session will incur a \$150 processing fee. For cancellations received less than 30 days prior to the 2009 session, there is NO REFUND! All other requests for refunds are subject to the discretion of the Long Island Photo Workshop, Inc. Board of Trustees. The Board of Trustees must approve any variance to this policy.

See Next Page for Registration Form

Long Island Photo Workshop Registration Form

Use the coupon below to reserve your place. Class sizes are limited and will fill up fast!

*****Note! There will be an additional \$50.00 discount if you pay in full prior to July 1, 2009*****

Don't forget about our scholarship program. This year, lots of scholarships will be given out. Be sure you're included. See website for info.

Cut Here ✂

APPLICATION / REGISTRATION FORM

Tuition is indicated next to instructor

Mail Registration Form and check payable to
"Long Island Photo Workshop"
Mail to: **"L.I. PHOTO WORKSHOP"**
2174 Mitchell Street, Bellmore, NY 11710

Choose One: (Indicate 1st and 2nd choice)

	1st	2nd	
Fay Sirkis <i>Paint Like a Master!</i> Members \$650 / Non-Members \$700	<input type="checkbox"/>	<input type="checkbox"/>	
Hanson Fong , M. Photog., Cr., FPPC, ASP, XXV <i>"How to be a Complete Photographer"</i> Members \$650 / Non-Members \$700	<input type="checkbox"/>	<input type="checkbox"/>	
Dave Black <i>"Light is the Greatest Influence"</i> Members \$650 / Non-Members \$700	<input type="checkbox"/>	<input type="checkbox"/>	
Gary Small , M. Photog. Cr., CPP, CEI <i>Photoshop CS4...From The Beginning</i> Members \$650 / Non-Members \$700	<input type="checkbox"/>	<input type="checkbox"/>	
Janice Wendt <i>Professional Polish</i> Members \$400 / Non-Members \$450	<input type="checkbox"/>	<input type="checkbox"/>	
Vincent Versace II - Return to Oz: <i>Seeing is Believing. A Cinematic Approach to Digital Still Photography</i> Members \$650 / Non-Members \$700	<input type="checkbox"/>	<input type="checkbox"/>	

YOUR NAME _____

STUDIO NAME _____

ADDRESS _____

CITY _____ STATE _____ ZIP _____

PHONE (____) _____ CELL (____) _____

EMAIL ADDRESS _____

T-Shirt Size (Circle one) S M L XL XXL

Member PPSNY? YES__ NO__ Member PPA? YES__ NO__

If yes, PPA Membership # _____

***Note! PPA number must be on this application or you will not receive your merits!**

Have you attended any workshops before? Yes__ No__

Enclose check to 'Long Island Photo Workshop' with registration

Tuition Deposit \$150 _____
TOTAL ENCLOSED \$ _____

BALANCE DUE AT REGISTRATION, at 8:00am - first day of class

Check the website www.liphotoworkshop.com
for hotel, travel, online registration and all other information.

*Please Note: By submitting this application, you are indicating your acceptance of the terms and conditions and waiver of liability, as found on the information page of the workshop website. If you have any questions or need these terms mailed to you prior to submitting this application, please contact the Director immediately. Thank you.